



The Suit & Tuxedo

# RENTAL COLLECTION

JFW

JIM'S FORMAL WEAR

EMPLOYEE OWNED

STORE COPY  
2026

# Slim Fit Styles for **EVERY BODY**



**Fashion-Forward & Comfortable  
for any shape or size**

(up to size 74)



# COAT FABRIC SWATCHES

## FOR RENTAL

Choose your look from our collection of colored tuxedos & suits

Reference page number for suit & tuxedo details



**Color:** Black Paisley  
**Style:** 182  
**Page:** 37



**Color:** Granite Paisley  
**Style:** 192  
**Page:** 36



**Color:** White/Silver Paisley  
**Style:** 172  
**Page:** 40



**Color:** Steel Grey  
**Styles:** 391, 392  
**Page:** 30, 31



**Color:** Medium Grey  
**Style:** 350  
**Page:** 24



**Color:** Heather Grey  
**Style:** 262  
**Page:** 25



**Color:** Burgundy  
**Style:** 201  
**Page:** 33



**Color:** Apple Red Paisley  
**Style:** 122  
**Page:** 38



**Color:** Hunter Green  
**Style:** 222  
**Page:** 27

# COAT FABRIC SWATCHES

## FOR RENTAL

Choose your look from our collection of colored tuxedos & suits

Reference page number for suit & tuxedo details



**Color:** Navy  
**Style:** 311  
**Page:** 20



**Color:** Navy  
**Styles:** 371, 372  
**Page:** 28, 29



**Color:** Blue  
**Style:** 302  
**Page:** 23



**Color:** Cobalt Blue  
**Style:** 211  
**Page:** 34



**Color:** Cobalt Paisley  
**Style:** 132  
**Page:** 39



**Color:** Indigo Blue  
**Style:** 221  
**Page:** 35



**Color:** Sand  
**Style:** 202  
**Page:** 26



**Color:** Tan  
**Style:** 252  
**Page:** 41



**Color:** Tan  
**Style:** 272  
**Page:** 19





shown:

ALLURE MEN®

Allure Men Heather Grey Clayton Suit - Style 262/N262



RENT OR BUY

THE SAME DESIGNER STYLES SO  
THE WHOLE PARTY MATCHES



RENT OR BUY STYLES



**MICHAEL KORS**  
Legacy Performance Stretch  
Slim Fit Tuxedo

To Rent Style 921 see page 17  
To Buy Style N921 see page 6 in  
the JFW For Purchase Catalog




**MICHAEL KORS**  
Black Performance Stretch  
Slim Fit Wedding Suit

To Rent Style 421 see page 18  
To Buy Style N421 see page 9 in  
the JFW For Purchase Catalog




**MICHAEL KORS**  
Tan Performance Stretch  
Slim Fit Wedding Suit

To Rent Style 272 see page 19  
To Buy Style N272 see page 7 in  
the JFW For Purchase Catalog



**MICHAEL KORS**  
Milan Performance Stretch  
Slim Fit Tuxedo

To Rent Style 931 see page 21  
To Buy Style N931 see page 8 in  
the JFW For Purchase Catalog



**MICHAEL KORS**  
Blue Performance Stretch  
Slim Fit Wedding Suit

To Rent Style 302 see page 23  
To Buy Style N302 see page 11  
in the JFW For Purchase Catalog



**MICHAEL KORS**  
Medium Grey Performance Stretch  
Slim Fit Wedding Suit

To Rent Style 350 see page 24  
To Buy Style N350 see page 12  
in the JFW For Purchase Catalog



**ALLURE MEN**  
Heather Grey Clayton  
Slim Fit Suit

To Rent Style 262 see page 25  
To Buy Style N262 see page 14  
in the JFW For Purchase Catalog



**MICHAEL KORS**  
Navy Sterling  
Wedding Suit

To Rent Style 372 see page 29  
To Buy Style N372 see page 10  
in the JFW For Purchase Catalog



**MICHAEL KORS**  
Steel Grey Sterling  
Wedding Suit

To Rent Style 392 see page 31  
To Buy Style N392 see page 13  
in the JFW For Purchase Catalog




**MÖD**  
Granite Aries Paisley  
Slim Fit Tuxedo

To Rent Style 192 see page 36  
To Buy Style N192 see page 33  
in the JFW For Purchase Catalog




**MÖD**  
Black Aries Paisley  
Slim Fit Tuxedo

To Rent Style 182 see page 37  
To Buy Style N182 see page 32  
in the JFW For Purchase Catalog



**MÖD**  
White/Silver Aries Paisley  
Slim Fit Tuxedo

To Rent Style 172 see page 40  
To Buy Style N172 see page 31  
in the JFW For Purchase Catalog



**stephengeoffrey**  
Ivory Classic Shawl  
Wedding Tuxedo

To Rent Style 601 see page 47  
To Buy Style N601C see page 17  
in the JFW For Purchase Catalog



**stephengeoffrey**  
White Classic Shawl  
Wedding Tuxedo

To Rent Style 701 see page 50  
To Buy Style N70 see page 17 in  
the JFW For Purchase Catalog



MIX&MATCH FOR THE PERFECT LOOK!



Groom Look

To Buy Style N192:  
see page 33 in the  
JFW For Purchase Catalog

Groomsmen Look

To Rent Style 421:  
see page 18



Groom Look

To Buy Style NOBC:  
see page 27 in the  
JFW For Purchase Catalog

Groomsmen Look

To Rent Style 302:  
see page 23

RENT OR BUY TO SUIT YOUR BUDGET!



Groom Look

To Buy Style N272C:  
see page 7 in the  
JFW For Purchase Catalog

Groomsmen Look

To Rent Style 421:  
see page 18



Groom Look

To Buy Style NHSC:  
see page 26 in the  
JFW For Purchase Catalog

Groomsmen Look

To Rent Style 350:  
see page 24



Groom Look

To Buy Style N292C:  
see page 15 in the  
JFW For Purchase Catalog

Groomsmen Look

To Rent Style 202:  
see page 26



Groom Look

To Buy Style NHGC:  
see page 23 in the  
JFW For Purchase Catalog

Groomsmen Look

To Rent Style 421:  
see page 18





2

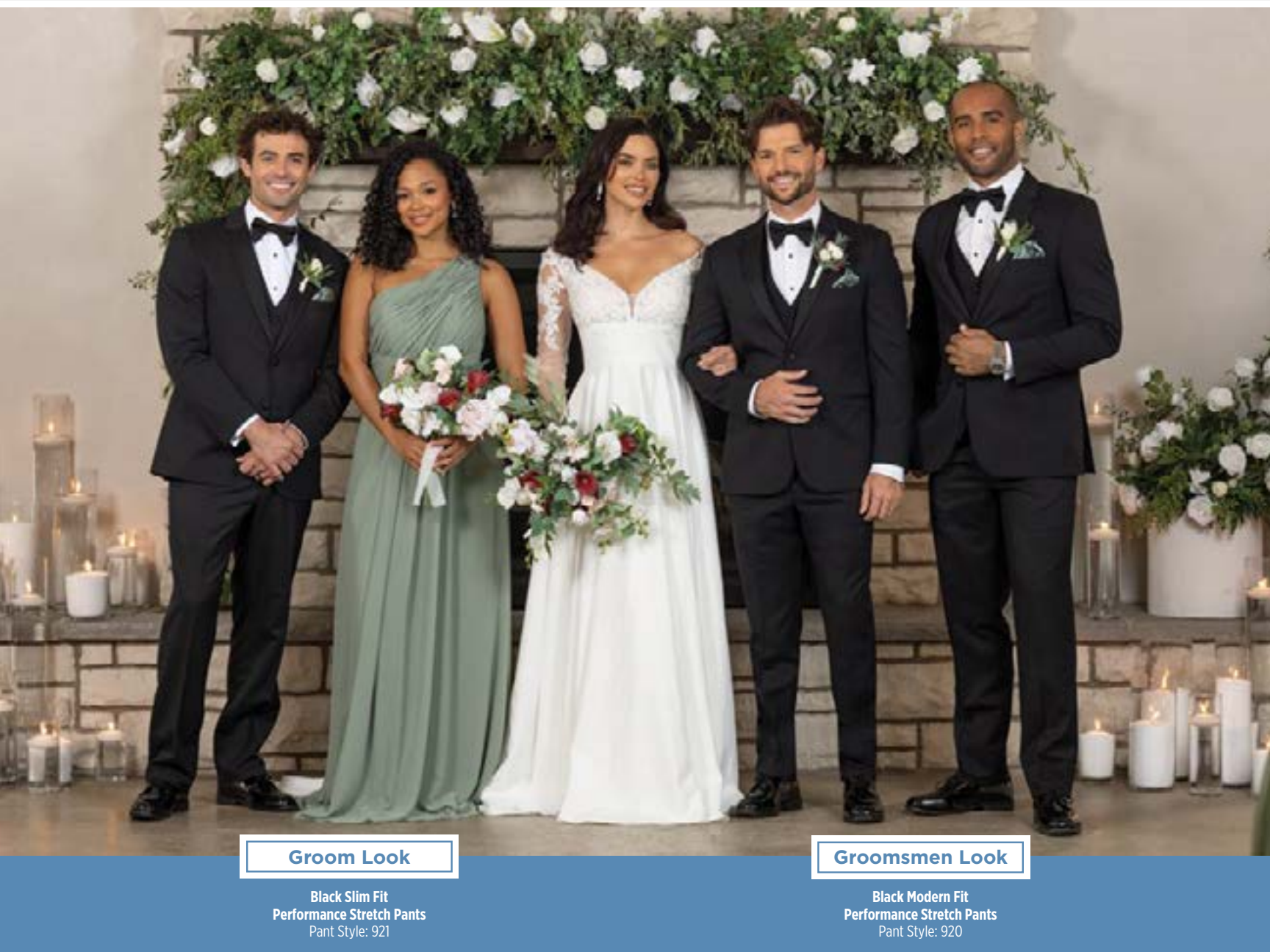
PANT FITS

1

PERFECT FIT

# MODERN & SLIM FIT OPTIONS

Tailored to Your Style





# BLACK STYLES



**921-Legacy Performance Stretch**  
Slim Fit Tuxedo  
by Michael Kors  
page 17



**421-Black Performance Stretch**  
Slim Fit Wedding Suit  
by Michael Kors  
page 18



**931-Milan Performance Stretch**  
Slim Fit Tuxedo  
by Michael Kors  
page 21



**981-Force Performance Stretch**  
Slim Fit Tuxedo  
by Michael Kors  
page 22



**990-Berkeley**  
Modern Fit Tuxedo  
by Michael Kors  
page 32



**192-Granite Aries Paisley**  
Slim Fit Tuxedo  
by Mark of Distinction  
page 36



**182-Black Aries Paisley**  
Slim Fit Tuxedo  
by Mark of Distinction  
page 37

## MICHAEL KORS

**Legacy Slim Fit  
Performance Stretch Tuxedo**  
Style 921

Photo Courtesy of:  
Joleen Willis Photography  
joleenwillis.com




# BLACK STYLES



**852-Emerson**  
Modern Fit Tuxedo  
by Stephen Geoffrey  
page 42



**822-Cyprus**  
Modern Fit Tuxedo  
by Stephen Geoffrey  
page 43



**802-Black Troy**  
Modern Fit Tuxedo  
by Stephen Geoffrey  
page 44




**820-Classic Notch**  
Traditional Fit Tuxedo  
-  
page 49



**588-Classic Peak Fulldress**  
Traditional Fit Tuxedo  
-  
page 51



**880-Classic Peak**  
Traditional Fit Tuxedo  
-  
page 52



**Black Aries Paisley  
Slim Fit Tuxedo**  
Style 182





# GREY/GREEN STYLES



**350-Medium Grey Performance Stretch**  
Slim Fit Wedding Suit  
by Michael Kors  
page 24



**262-Heather Grey Clayton**  
Slim Fit Suit  
by Allure Men  
page 25



**391-Steel Grey Sterling**  
Slim Fit Wedding Suit  
by Michael Kors  
page 30



**392-Steel Grey Sterling**  
Modern Fit Wedding Suit  
by Michael Kors  
page 31



**222-Hunter Green Luka**  
Slim Fit Suit  
by Ike Behar  
page 27



**ALLURE MEN**  
**Heather Grey Clayton**  
Slim Fit Suit  
Style 262

# BLUE/RED STYLES



**311-Navy Performance Stretch**  
Slim Fit Tuxedo  
by Michael Kors  
page 20



**302-Blue Performance Stretch**  
Slim Fit Wedding Suit  
by Michael Kors  
page 23



**371-Navy Sterling**  
Slim Fit Wedding Suit  
by Michael Kors  
page 28



**372-Navy Sterling**  
Modern Fit Wedding Suit  
by Michael Kors  
page 29



**211-Cobalt Blue Tribeca**  
Slim Fit Tuxedo  
by Ike Behar  
page 34



**221-Indigo Blue Lane**  
Slim Fit Tuxedo  
by Ike Behar  
page 35



**132-Cobalt Aries Paisley**  
Slim Fit Tuxedo  
by Mark of Distinction  
page 39



**201-Burgundy Empire**  
Slim Fit Tuxedo  
Kenneth Cole  
page 33



**122-Apple Red Aries Paisley**  
Slim Fit Tuxedo  
by Mark of Distinction  
page 38

**MICHAEL  
MICHAEL KORS**  
**Blue Performance Stretch**  
Slim Fit Wedding Suit  
Style 302





# TAN, WHITE & IVORY STYLES



**272-Tan Performance Stretch**  
Slim Fit Wedding Suit  
by Michael Kors  
page 19



**202-Sand Brunswick**  
Slim Fit Suit  
by Allure Men  
page 26



**252-Tan Havana**  
Modern Fit Suit  
by Lord West  
page 41



**172-White/Silver Aries Paisley**  
Slim Fit Tuxedo  
by Mark of Distinction  
page 40



**712-White Troy**  
Modern Fit Tuxedo  
by Stephen Geoffrey  
page 45



**751-Waverly**  
Slim Fit Tuxedo  
by Ike Behar  
page 46



**701-White Classic Shawl**  
Modern Fit Tuxedo  
by Stephen Geoffrey  
page 50



**601-Ivory Classic Shawl**  
Modern Fit Tuxedo  
by Stephen Geoffrey  
page 47



**602-Ivory Troy**  
Modern Fit Tuxedo  
by Stephen Geoffrey  
page 48

# FASHION STYLES



**311-Navy Performance Stretch**  
Slim Fit Tuxedo  
by Michael Kors  
page 20



**222-Hunter Green Luka**  
Slim Fit Suit  
by Ike Behar  
page 27



**201-Burgundy Empire**  
Slim Fit Tuxedo  
by Kenneth Cole  
page 33



**211-Cobalt Blue Tribeca**  
Slim Fit Tuxedo  
by Ike Behar  
page 34



**192-Granite Aries Paisley**  
Slim Fit Tuxedo  
by Mark of Distinction  
page 36



**182-Black Aries Paisley**  
Slim Fit Tuxedo  
by Mark of Distinction  
page 37



**122-Apple Red Aries Paisley**  
Slim Fit Tuxedo  
by Mark of Distinction  
page 38



**132-Cobalt Aries Paisley**  
Slim Fit Tuxedo  
by Mark of Distinction  
page 39



**172-White/Silver Aries Paisley**  
Slim Fit Tuxedo  
by Mark of Distinction  
page 40



**751-Waverly**  
Slim Fit Tuxedo  
by Ike Behar  
page 46



# MICHAEL KORS

## Legacy Performance Stretch Tuxedo Style 921



### SLIM FIT

Contemporary styling  
with a slimming  
appearance.

**Size Scale:** A2 - see page 57

**Men's coat sizes:** 34-74

**Boys' coat sizes:** 3-18

**921 pant sizes:** 18-71

### Features:

- ▶ Tailored to fit all body types
- ▶ CoolMax® performance stretch fabric
- ▶ Satin notch lapel, side-vented, 30 1/2" length
- ▶ Shown with slim fit pants with belt loops and buttons to accommodate suspenders



### Fabric Content:

CoolMax®/  
Sorona®/Wool

### To order ensemble as shown:

Coat	921
Slim Fit Pants	921
Shirt (upcharge)	96W
Tie	BSAT
Fullback Vest	F921
Jewelry	BLACK
Formal Shoes (upcharge)	BXS
Pocket Square (purchase only)	PWWH

### Black Pant Options:

Slim Fit Pants	921
Modern Fit Pants	920



**SCAN ME**  
for additional images

DIAMOND COLLECTION

RENT  
OR  
BUY

To BUY see page 6 in the  
JFW For Purchase Catalog

AVAILABLE WITH  
MODERN OR  
SLIM FIT PANTS



MICHAEL KORS

Black Performance  
Stretch Wedding Suit  
Style 421



**SLIM FIT**  
Contemporary styling  
with a slimming  
appearance.

**Size Scale:** A2 - see page 57

**Men's coat sizes:** 34-74

**Boys' coat sizes:** 3-18

**921 pant sizes:** 18-71

**Features:**

- ▶ Tailored to fit all body types
- ▶ CoolMax® performance stretch fabric
- ▶ Self-framed notch lapel, side-vented, 29½" length
- ▶ Shown with slim fit pants with belt loops and buttons to accommodate suspenders



**Fabric Content:**

CoolMax®/  
Sorona®/Wool

**To order ensemble as shown:**

Coat	<b>421</b>
Slim Fit Pants	<b>921</b>
Shirt (upcharge)	<b>96W</b>
Tie	<b>WXRW</b>
Fullback Vest	<b>F921</b>
Jewelry	<b>BLACK</b>
Formal Shoes (upcharge)	<b>BXS</b>
Pocket Square (purchase only)	<b>PWRW</b>
Belt (purchase only)	<b>NBLT</b>

**Black Pant Options:**

Slim Fit Pants	<b>921</b>
Modern Fit Pants	<b>920</b>



**SCAN ME**  
for additional images



To BUY see page 9 in the  
JFW For Purchase Catalog

AVAILABLE WITH  
MODERN OR  
SLIM FIT PANTS



To BUY see page 7 in the  
JFW For Purchase Catalog

AVAILABLE WITH  
MODERN OR  
SLIM FIT PANTS



MICHAEL KORS

Tan Performance  
Stretch Wedding Suit  
Style 272



**SLIM FIT**  
Contemporary styling  
with a slimming  
appearance.

**Size Scale:** A2 - see page 57

**Men's coat sizes:** 34-74

**Boys' coat sizes:** 3-18

**272 pant sizes:** 18-71

**Features:**

- ▶ Tailored to fit all body types
- ▶ CoolMax® performance stretch fabric
- ▶ Self-framed notch lapel, side-vented, 29½" length
- ▶ Shown with slim fit pants with belt loops and buttons to accommodate suspenders



**Fabric Content:**

CoolMax®/  
Sorona®/Wool

**To order ensemble as shown:**

Coat	<b>272</b>
Slim Fit Pants	<b>272</b>
Shirt (upcharge)	<b>96W</b>
Tie	<b>WFRS</b>
Fullback Vest	<b>F272</b>
Jewelry	<b>BLACK</b>
Formal Shoes (purchase only)	<b>NCSW</b>
Pocket Square (purchase only)	<b>PFRS</b>
Belt (purchase only)	<b>NBLT</b>

**Tan Pant Options:**

Slim Fit Pants	<b>272</b>
Modern Fit Pants	<b>270</b>



**SCAN ME**  
for additional images



MICHAEL KORS

Navy Performance  
Stretch Tuxedo  
Style 311

**S** **SLIM FIT**  
Contemporary styling  
with a slimming  
appearance.

**Size Scale:** A2 - see page 57  
**Men's coat sizes:** 34-74  
**Boys' coat sizes:** 3-18  
**311 pant sizes:** 18-71

- Features:**
- ▶ Tailored to fit all body types
  - ▶ CoolMax® performance stretch fabric
  - ▶ Black satin peak lapel, side-vented, 29½" length
  - ▶ Black satin double besom pockets and button
  - ▶ Shown with slim fit pants with belt loops and buttons to accommodate suspenders



**Fabric Content:**  
CoolMax®/  
Sorona®/Wool

**To order ensemble as shown:**

Coat	<b>311</b>
Slim Fit Pants	<b>311</b>
Shirt (upcharge)	<b>96W</b>
Tie	<b>BTDS</b>
Fullback Vest	<b>F311</b>
Jewelry	<b>BLACK</b>
Formal Shoes (purchase only)	<b>NBNL</b>
Pocket Square (purchase only)	<b>PWWH</b>
Belt (purchase only)	<b>NLGB</b>

**Navy Pant Option:**

Slim Fit Pants	<b>311</b>
----------------	------------

**Black Pant Options:**

Slim Fit Pants	<b>921</b>
Modern Fit Pants	<b>920</b>



SCAN ME  
for additional images



To BUY see page 8 in the  
JFW For Purchase Catalog

AVAILABLE WITH  
MODERN OR  
SLIM FIT PANTS



MICHAEL KORS

Milan Performance  
Stretch Tuxedo  
Style 931

**S** **SLIM FIT**  
Contemporary styling  
with a slimming  
appearance.

**Size Scale:** A2 - see page 57  
**Men's coat sizes:** 34-74  
**Boys' coat sizes:** 3-18  
**921 pant sizes:** 18-71

- Features:**
- ▶ Tailored to fit all body types
  - ▶ CoolMax® performance stretch fabric
  - ▶ Satin peak lapel, side-vented, 29¾" length
  - ▶ Shown with slim fit pants with belt loops and buttons to accommodate suspenders



**Fabric Content:**  
CoolMax®/  
Sorona®/Wool

**To order ensemble as shown:**

Coat	<b>931</b>
Slim Fit Pants	<b>921</b>
Shirt (upcharge)	<b>96W</b>
Tie	<b>BTDS</b>
Fullback Vest	<b>F921</b>
Jewelry	<b>BLACK</b>
Formal Shoes (purchase only)	<b>NBPL</b>
Pocket Square (purchase only)	<b>PWWH</b>

**Black Pant Options:**

Slim Fit Pants	<b>921</b>
Modern Fit Pants	<b>920</b>



SCAN ME  
for additional images

DIAMOND COLLECTION



MICHAEL KORS

Force Performance  
Stretch Tuxedo  
Style 981



**SLIM FIT**  
Contemporary styling  
with a slimming  
appearance.

Size Scale: A2 - see page 57

Men's coat sizes: 34-74

Boys' coat sizes: 3-18

921 pant sizes: 18-71

Features:

- ▶ Tailored to fit all body types
- ▶ CoolMax® performance stretch fabric
- ▶ Grosgrain notch lapel, side-vented, 29½" length
- ▶ Grosgrain trimmed pockets and covered buttons
- ▶ Shown with slim fit pants with belt loops and buttons to accommodate suspenders



Fabric Content:

CoolMax®/  
Sorona®/Wool

To order ensemble as shown:

Coat	981
Slim Fit Pants	921
Shirt (purchase only)	N91W
Tie	B981
Fullback Vest	F921
Jewelry	BLACK
Formal Shoes (purchase only)	NBNL
Pocket Square (purchase only)	PWWH
Belt (purchase only)	NILB

Black Pant Options:

Slim Fit Pants	921
Modern Fit Pants	920



SCAN ME  
for additional images

AVAILABLE WITH  
MODERN OR  
SLIM FIT PANTS



To BUY see page 11 in the  
JFW For Purchase Catalog



MICHAEL KORS

Blue Performance  
Stretch Wedding Suit  
Style 302



**SLIM FIT**  
Contemporary styling  
with a slimming  
appearance.

Size Scale: A2 - see page 57

Men's coat sizes: 34-74

Boys' coat sizes: 3-18

302 pant sizes: 18-71

Features:

- ▶ Tailored to fit all body types
- ▶ CoolMax® performance stretch fabric
- ▶ Self-framed notch lapel, side-vented, 30½" length
- ▶ Shown with slim fit pants with belt loops and buttons to accommodate suspenders



Fabric Content:

CoolMax®/  
Sorona®/Wool

To order ensemble as shown:

Coat	302
Slim Fit Pants	302
Shirt (upcharge)	96W
Tie	WNMB
Fullback Vest	FNMB
Jewelry	BLACK
Formal Shoes (upcharge)	COP
Pocket Square (purchase only)	PNMB
Belt (purchase only)	NBLT

Blue Pant Option:

Slim Fit Pants	302
----------------	-----



SCAN ME  
for additional images



MICHAEL KORS

Medium Grey  
Performance Stretch  
Wedding Suit  
Style 350



**SLIM FIT**  
Contemporary styling  
with a slimming  
appearance.

**Size Scale:** A2 - see page 57  
**Men's coat sizes:** 34-74  
**Boys' coat sizes:** 3-18  
**350 pant sizes:** 18-71

**Features:**

- ▶ Tailored to fit all body types
- ▶ CoolMax® performance stretch fabric
- ▶ Self-framed notch lapel, side-vented, 29½" length
- ▶ Shown with slim fit pants with belt loops and buttons to accommodate suspenders



**Fabric Content:**  
CoolMax®/  
Sorona®/Wool

**To order ensemble as shown:**

Coat	350
Slim Fit Pants	350
Shirt (upcharge)	96W
Tie	BNST
Fullback Vest	FNST
Jewelry	BLACK
Formal Shoes (upcharge)	COP
Pocket Square (purchase only)	PNST
Belt (purchase only)	NBLT

**Medium Grey Pant Option:**

Slim Fit Pants	350
----------------	-----



**SCAN ME**  
for additional images



To BUY see page 12 in the  
JFW For Purchase Catalog



To BUY see page 14 in the  
JFW For Purchase Catalog



ALLURE MEN

Heather Grey  
Clayton Suit  
Style 262



**SLIM FIT**  
Contemporary styling  
with a slimming  
appearance.

**Size Scale:** A2 - see page 57  
**Men's coat sizes:** 34-74  
**Boys' coat sizes:** 3-18  
**262 pant sizes:** 18-71

**Features:**

- ▶ Tailored to fit all body types
- ▶ Self-framed notch lapel, side-vented, 29½" length
- ▶ Shown with slim fit pants with belt loops and buttons to accommodate suspenders

**Fabric Content:**  
Super 130's Wool

**To order ensemble as shown:**

Coat	262
Slim Fit Pants	262
Shirt (upcharge)	96W
Tie	BXNA
Fullback Vest	F262
Jewelry	BLACK
Formal Shoes (upcharge)	CXS
Pocket Square (purchase only)	PWNA
Belt (purchase only)	NBLT

**Heather Grey Pant Option:**

Slim Fit Pants	262
----------------	-----



**SCAN ME**  
for additional images



ALLURE MEN

Sand Brunswick Suit  
Style 202

S

**SLIM FIT**  
Contemporary styling  
with a slimming  
appearance.

**Size Scale:** B - see page 57  
**Men's coat sizes:** 34-66  
**Boys' coat sizes:** 3-18  
**202 pant sizes:** 18-65

- Features:**
- ▶ Tailored to fit all body types
  - ▶ Self-framed notch lapel, side-vented, 30" length
  - ▶ Shown with slim fit pants with belt loops and buttons to accommodate suspenders

**Fabric Content:**  
60/40 Super 130's Wool Blend

<b>To order ensemble as shown:</b>	
Coat	<b>202</b>
Slim Fit Pants	<b>202</b>
Shirt (upcharge)	<b>96W</b>
Tie	<b>WFWI</b>
Fullback Vest	<b>F202</b>
Jewelry	<b>BLACK</b>
Formal Shoes (upcharge)	<b>COP</b>
Pocket Square (purchase only)	<b>PFWI</b>
Belt (purchase only)	<b>NBLT</b>

<b>Sand Pant Option:</b>	
Slim Fit Pants	<b>202</b>



SCAN ME  
for additional images



I K E EVENING  
BY KE BEHAR

Hunter Green Luka Suit  
Style 222

S

**SLIM FIT**  
Contemporary styling  
with a slimming  
appearance.

**Size Scale:** A2 - see page 57  
**Men's coat sizes:** 34-74  
**Boys' coat sizes:** 3-18  
**222 pant sizes:** 18-71

- Features:**
- ▶ Tailored to fit all body types
  - ▶ Pick-stitched, self notch lapel, side-vented, flap pockets, 29<sup>3</sup>/<sub>4</sub>" length
  - ▶ Shown with slim fit pants with belt loops

**Fabric Content:**  
100% Wool

<b>To order ensemble as shown:</b>	
Coat	<b>222</b>
Slim Fit Pants	<b>222</b>
Shirt (upcharge)	<b>96W</b>
Tie	<b>BLMU</b>
Fullback Vest	<b>F222</b>
Jewelry	<b>BLACK</b>
Formal Shoes (upcharge)	<b>COP</b>
Pocket Square (purchase only)	<b>PLMU</b>
Belt (purchase only)	<b>NILT</b>

<b>Hunter Green Pant Option:</b>	
Slim Fit Pants	<b>222</b>



SCAN ME  
for additional images

DIAMOND COLLECTION



MICHAEL KORS

Navy Sterling  
Wedding Suit  
Style 371



**SLIM FIT**  
Contemporary styling  
with a slimming  
appearance.

**Size Scale:** E - see page 57

**Men's coat sizes:** 34-44

**Boys' coat sizes:** N/A

**371 pant sizes:** 27-44

**Features:**

- ▶ Self-framed notch lapel, side-vented, 30½" length
- ▶ Shown with slim fit pants with belt loops and buttons to accommodate suspenders

**Fabric Content:**

Venetian Super 130's Wool

**Companion Coat:**

Style 372 - Navy Sterling Modern Fit  
Wedding Suit; see page 29

**To order ensemble as shown:**

Coat	371
Slim Fit Pants	371
Shirt (upcharge)	96W
Tie	BNNA
Fullback Vest	F372
Jewelry	BLACK
Formal Shoes (upcharge)	CXS
Pocket Square (purchase only)	PWWH
Belt (purchase only)	NBLT

**Navy Pant Options:**

Slim Fit Pants	371
Modern Fit Pants	372



**SCAN ME**  
for additional images



AVAILABLE IN  
TWO FITS:  
SLIM FIT  
Shown  
MODERN FIT  
See page 29



To BUY see page 10 in the  
JFW For Purchase Catalog

AVAILABLE IN  
TWO FITS:  
MODERN FIT  
Shown  
SLIM FIT  
See page 28



MICHAEL KORS

Navy Sterling  
Wedding Suit  
Style 372



**MODERN FIT**  
Fashion-forward  
styling with a flattering  
appearance.

**Size Scale:** B - see page 57

**Men's coat sizes:** 34-66

**Boys' coat sizes:** 3-18

**372 pant sizes:** 18-65

**Features:**

- ▶ Self-framed notch lapel, side-vented, 30½" length
- ▶ Shown with modern fit pants with belt loops and buttons to accommodate suspenders

**Fabric Content:**

Venetian Super 130's Wool

**Companion Coat:**

Style 371 - Navy Sterling Slim Fit  
Wedding Suit; see page 28

**To order ensemble as shown:**

Coat	372
Modern Fit Pants	372
Shirt (upcharge)	96W
Tie	WXFB
Fullback Vest	F372
Jewelry	BLACK
Formal Shoes (purchase only)	NMCS
Pocket Square (purchase only)	PWFB
Belt (purchase only)	NLGT

**Navy Pant Options:**

Slim Fit Pants	371
Modern Fit Pants	372



**SCAN ME**  
for additional images



MICHAEL KORS

Steel Grey Sterling  
Wedding Suit  
Style 391



**SLIM FIT**  
Contemporary styling  
with a slimming  
appearance.

**Size Scale:** E - see page 57

**Men's coat sizes:** 34-44

**Boys' coat sizes:** N/A

**391 pant sizes:** 27-44

**Features:**

- ▶ Self-framed notch lapel, side-vented, 30½" length
- ▶ Shown with slim fit pants with belt loops and buttons to accommodate suspenders

**Fabric Content:**

Venetian Super 130's Wool

**Companion Coat:**

Style 392 - Steel Grey Sterling Modern Fit Wedding Suit; see page 31

**To order ensemble as shown:**

Coat	<b>391</b>
Slim Fit Pants	<b>391</b>
Shirt (upcharge)	<b>96W</b>
Tie	<b>WNWI</b>
Fullback Vest	<b>F392</b>
Jewelry	<b>BLACK</b>
Formal Shoes (upcharge)	<b>CXS</b>
Pocket Square (purchase only)	<b>PNWI</b>
Belt (purchase only)	<b>NBLT</b>

**Steel Grey Pant Options:**

Slim Fit Pants	<b>391</b>
Modern Fit Pants	<b>392</b>



**SCAN ME**  
for additional images

AVAILABLE IN  
TWO FITS:

**SLIM FIT**  
Shown

**MODERN FIT**  
See page 31



To BUY see page 13 in the  
JFW For Purchase Catalog



**MODERN FIT**  
Fashion-forward  
styling with a flattering  
appearance.

**Size Scale:** B - see page 57

**Men's coat sizes:** 34-66

**Boys' coat sizes:** 3-18

**392 pant sizes:** 18-65

**Features:**

- ▶ Self-framed notch lapel, side-vented, 30½" length
- ▶ Shown with modern fit pants with belt loops and buttons to accommodate suspenders

**Fabric Content:**

Venetian Super 130's Wool

**Companion Coat:**

Style 391 - Steel Grey Sterling Slim Fit Wedding Suit; see page 30

**To order ensemble as shown:**

Coat	<b>392</b>
Modern Fit Pants	<b>392</b>
Shirt (upcharge)	<b>96W</b>
Tie	<b>WFDL</b>
Fullback Vest	<b>F392</b>
Jewelry	<b>BLACK</b>
Formal Shoes (purchase only)	<b>NMCS</b>
Pocket Square (purchase only)	<b>PFDL</b>
Belt (purchase only)	<b>NLGT</b>

**Steel Grey Pant Options:**

Slim Fit Pants	<b>391</b>
Modern Fit Pants	<b>392</b>



**SCAN ME**  
for additional images

AVAILABLE IN  
TWO FITS:

**MODERN FIT**  
Shown

**SLIM FIT**  
See page 30



MICHAEL KORS

Berkeley Tuxedo  
Style 990



**MODERN FIT**  
Fashion-forward  
styling with a flattering  
appearance.

**Size Scale:** B - see page 57  
**Men's coat sizes:** 34-66  
**Boys' coat sizes:** 3-18  
**990 pant sizes:** 18-65

**Features:**

- ▶ Grosgrain notch lapel, side-vented, 30½" length
- ▶ Grosgrain trimmed pockets
- ▶ Shown with modern fit pants with grosgrain piping on the leg

**Fabric Content:**

Venetian Super 130's Wool

**To order ensemble as shown:**

Coat	990
Modern Fit Pants	990
Shirt (upcharge)	96W
Tie	BXBL
Fullback Vest	F900
Jewelry	BLACK
Formal Shoes (upcharge)	BDS
Pocket Square (purchase only)	PWWH

**Black Pant Options:**

Slim Fit Pants	991
Modern Fit Pants	990



**SCAN ME**  
for additional images



AVAILABLE WITH  
MODERN OR  
SLIM FIT PANTS

KENNETH COLE

Burgundy Empire  
Tuxedo  
Style 201



**SLIM FIT**  
Contemporary styling  
with a slimming  
appearance.

**Size Scale:** D - see page 57  
**Men's coat sizes:** 34-60  
**Boys' coat sizes:** 3-18  
**991 pant sizes:** 18-59

**Features:**

- ▶ Tailored to fit all body types
- ▶ Black satin peak lapel, side-vented, 30½" length
- ▶ Black satin double besom pockets
- ▶ Shown with black slim fit pants with no stripe

**Fabric Content:**

Super 120's Wool

**To order ensemble as shown:**

Coat	201
Slim Fit Pants	991
Shirt (upcharge)	96W
Tie	BSAT
Jewelry	BLACK
Formal Shoes (upcharge)	BDS
Pocket Square (purchase only)	PWWH

**Black Pant Options:**

Slim Fit Pants	991
Modern Fit Pants	990



**SCAN ME**  
for additional images



Cobalt Blue  
Tribeca Tuxedo  
Style 211



**SLIM FIT**  
Contemporary styling  
with a slimming  
appearance.

**Size Scale:** D - see page 57

**Men's coat sizes:** 34-60

**Boys' coat sizes:** 3-18

**211 pant sizes:** 18-59

**Features:**

- ▶ Tailored to fit all body types
- ▶ Black satin peak lapel, side-vented, 30" length
- ▶ Black satin double besom pockets
- ▶ Shown with slim fit pants with no stripe

**Fabric Content:**

Super 120's Wool

**To order ensemble as shown:**

Coat	211
Slim Fit Pants	211
Shirt (upcharge)	96W
Tie	BXBL
Fullback Vest	EXBL
Jewelry	BLACK
Formal Shoes (upcharge)	BDS
Pocket Square (purchase only)	PWWH

**Cobalt Blue Pant Option:**

Slim Fit Pants	211
----------------	-----

**Black Pant Options:**

Slim Fit Pants	991
Modern Fit Pants	990



SCAN ME  
for additional images



Indigo Blue  
Lane Tuxedo  
Style 221



**SLIM FIT**  
Contemporary styling  
with a slimming  
appearance.

**Size Scale:** B - see page 57

**Men's coat sizes:** 34-66

**Boys' coat sizes:** 3-18

**221 pant sizes:** 18-65

**Features:**

- ▶ Tailored to fit all body types
- ▶ Satin-edged peak lapel, side-vented, 29 1/4" length
- ▶ Shown with slim fit pants with no stripe

**Fabric Content:**

Super 120's Wool

**To order ensemble as shown:**

Coat	221
Slim Fit Pants	221
Shirt (upcharge)	96W
Tie	BXCP
Fullback Vest	EXCP
Jewelry	BLACK
Formal Shoes (upcharge)	CXS
Pocket Square (purchase only)	PWCP


**Indigo Blue Pant Option:**

Slim Fit Pants	221
----------------	-----



SCAN ME  
for additional images





Granite Aries  
Paisley Tuxedo  
Style 192

**S** **SLIM FIT**  
Contemporary styling  
with a slimming  
appearance.

**Size Scale:** G - see page 57  
**Men's coat sizes:** 34-66 (even sizes only)  
**Boys' coat sizes:** 3-18 (even sizes only)  
**921 pant sizes:** 18-71

- Features:**
- ▶ Black satin shawl lapel, side-vented, 30½" length
  - ▶ Fabric covered buttons
  - ▶ Shown with slim fit pants with belt loops and buttons to accommodate suspenders

**Fabric Content:**  
100% Polyester

**To order ensemble as shown:**

Coat	192
Slim Fit Pants	921
Shirt (upcharge)	96W
Tie	BSAT
Jewelry	BLACK
Formal Shoes (purchase only)	NBPL
Pocket Square (purchase only)	PWWH

**Black Pant Options:**

Euro Slim Pants (purchase only)	N11P
Slim Fit Pants	921
Modern Fit Pants	920




SCAN ME  
for additional images



To BUY see page 33 in the  
JFW For Purchase Catalog



To BUY see page 32 in the  
JFW For Purchase Catalog



Black Aries  
Paisley Tuxedo  
Style 182

**S** **SLIM FIT**  
Contemporary styling  
with a slimming  
appearance.

**Size Scale:** G - see page 57  
**Men's coat sizes:** 34-66 (even sizes only)  
**Boys' coat sizes:** 3-18 (even sizes only)  
**N11P pant sizes:** 26-44 (even sizes only)

- Features:**
- ▶ Black satin shawl lapel, side-vented, 30½" length
  - ▶ Fabric covered buttons
  - ▶ Shown with Black Euro Slim Stretch Suit Pants for purchase

**Fabric Content:**  
100% Polyester

**To order ensemble as shown:**

Coat	182
Euro Slim Pants (purchase only)	N11P
Shirt (upcharge)	96W
Tie	BSAT
Jewelry	BLACK
Formal Shoes (purchase only)	NBSKS
Pocket Square (purchase only)	PWWH


**Black Pant Options:**

Euro Slim Pants (purchase only)	N11P
Slim Fit Pants	921
Modern Fit Pants	920



SCAN ME  
for additional images





Apple Red Aries  
Paisley Tuxedo  
Style 122

**S** **SLIM FIT**  
Contemporary styling  
with a slimming  
appearance.

**Size Scale:** F - see page 57  
**Men's coat sizes:** 34-50 (even sizes only)  
**Boys' coat sizes:** 14-18 (even sizes only)  
**921 pant sizes:** 18-71

- Features:**
- ▶ **Limited size scale**
  - ▶ Black satin shawl lapel, side-vented, 30 1/2" length
  - ▶ Fabric covered buttons
  - ▶ Shown with slim fit pants with belt loops and buttons to accommodate suspenders


**Fabric Content:**  
100% Polyester

<b>To order ensemble as shown:</b>	
Coat	<b>122</b>
Slim Fit Pants	<b>921</b>
Shirt (upcharge)	<b>96B</b>
Tie	<b>BSAT</b>
Jewelry	<b>BLACK</b>
Formal Shoes (upcharge)	<b>BDS</b>
Pocket Square (purchase only)	<b>PWBL</b>

<b>Black Pant Options:</b>	
Euro Slim Pants (purchase only)	<b>N11P</b>
Slim Fit Pants	<b>921</b>
Modern Fit Pants	<b>920</b>



SCAN ME  
for additional images



Cobalt Aries  
Paisley Tuxedo  
Style 132

**S** **SLIM FIT**  
Contemporary styling  
with a slimming  
appearance.

**Size Scale:** F - see page 57  
**Men's coat sizes:** 34-50 (even sizes only)  
**Boys' coat sizes:** 14-18 (even sizes only)  
**921 pant sizes:** 18-71

- Features:**
- ▶ **Limited size scale**
  - ▶ Black satin shawl lapel, side-vented, 30 1/2" length
  - ▶ Fabric covered buttons
  - ▶ Shown with slim fit pants with belt loops and buttons to accommodate suspenders

**Fabric Content:**  
100% Polyester


<b>To order ensemble as shown:</b>	
Coat	<b>132</b>
Slim Fit Pants	<b>921</b>
Shirt (upcharge)	<b>96B</b>
Tie	<b>BSAT</b>
Jewelry	<b>BLACK</b>
Formal Shoes (purchase only)	<b>NBSKS</b>
Pocket Square (purchase only)	<b>PWBL</b>

<b>Black Pant Options:</b>	
Euro Slim Pants (purchase only)	<b>N11P</b>
Slim Fit Pants	<b>921</b>
Modern Fit Pants	<b>920</b>



SCAN ME  
for additional images





White/Silver Aries  
Paisley Tuxedo  
Style 172

**S** **SLIM FIT**  
Contemporary styling  
with a slimming  
appearance.

**Size Scale:** F - see page 57  
**Men's coat sizes:** 34-50 (even sizes only)  
**Boys' coat sizes:** 14-18 (even sizes only)  
**N17P pant sizes:** 26-44 (even sizes only)

- Features:**
- ▶ **Limited size scale**
  - ▶ White satin shawl lapel, side-vented, 30 1/2" length
  - ▶ Fabric covered buttons
  - ▶ Shown with White Euro Slim Stretch Suit Pants for purchase

**Fabric Content:**  
100% Polyester

**To order ensemble as shown:**

Coat	172
Euro Slim Pants (purchase only)	N17P
Shirt (upcharge)	96W
Tie	WFPT
Jewelry	WHITE
Formal Shoes (purchase only)	NCSW
Pocket Square (purchase only)	PFPT

**White Pant Options:**

Euro Slim Pants (purchase only)	N17P
Modern Fit Pants	750

**Black Pant Options:**

Euro Slim Pants (purchase only)	N11P
Slim Fit Pants	921
Modern Fit Pants	920



SCAN ME  
for additional images



To BUY see page 31 in the  
JFW For Purchase Catalog

LIMITED  
SIZE SCALE

AVAILABLE WITH  
MODERN OR  
SLIM FIT PANTS

Tan Havana Suit  
Style 252

**M** **MODERN FIT**  
Fashion-forward  
styling with a flattering  
appearance.

**Size Scale:** B2 - see page 57  
**Men's coat sizes:** 34-66  
**Boys' coat sizes:** 3-18  
**252 pant sizes:** 18-65

- Features:**
- ▶ Self notch lapel, bone buttons, side-vented, 30" length
  - ▶ Shown with modern fit pants with no stripe

**Fabric Content:**  
Ultra Fine Poly / Wool Blend

**To order ensemble as shown:**

Coat	252
Modern Fit Pants	252
Shirt (upcharge)	96W
Tie	WRCP
Fullback Vest	F252
Jewelry	BLACK
Formal Shoes (upcharge)	CXS
Pocket Square (purchase only)	PKWH

**Tan Pant Options:**

Slim Fit Pants	251
Modern Fit Pants	252



Emerson Tuxedo  
Style 852



**MODERN FIT**  
Fashion-forward styling with a flattering appearance.

**Size Scale:** H - see page 57  
**Men's coat sizes:** 34-56  
**Boys' coat sizes:** 14-18  
**850 pant sizes:** 18-71

- Features:**
- ▶ **Limited size scale**
  - ▶ Grosgrain notch lapel, non-vented, 31½" length
  - ▶ Grosgrain buttons
  - ▶ Shown with modern fit pants with a beaded stripe

**Fabric Content:**  
100% Tropical Worsted Wool

<b>To order ensemble as shown:</b>	
Coat	<b>852</b>
Modern Fit Pants	<b>850</b>
Shirt (upcharge)	<b>96W</b>
Tie	<b>WKLA</b>
Fullback Vest	<b>HRLA</b>
Jewelry	<b>BLACK</b>
Formal Shoes (upcharge)	<b>BDS</b>
Pocket Square (purchase only)	<b>PKLA</b>

**Black Pant Option:**  
Modern Fit Pants **850**



LIMITED  
SIZE SCALE



Cyprus Tuxedo  
Style 822



**MODERN FIT**  
Fashion-forward styling with a flattering appearance.

**Size Scale:** B2 - see page 57  
**Men's coat sizes:** 34-66  
**Boys' coat sizes:** 3-18  
**850 pant sizes:** 18-71

- Features:**
- ▶ Satin shawl lapel, non-vented, 31½" length
  - ▶ Shown with modern fit pants with a beaded stripe

**Fabric Content:**  
100% Tropical Worsted Wool

<b>To order ensemble as shown:</b>	
Coat	<b>822</b>
Modern Slim Fit Pants	<b>850</b>
Shirt (upcharge)	<b>96W</b>
Tie	<b>WXRA</b>
Fullback Vest	<b>EXRA</b>
Jewelry	<b>BLACK</b>
Formal Shoes (upcharge)	<b>BDS</b>
Pocket Square (purchase only)	<b>PWRA</b>

**Black Pant Option:**  
Modern Fit Pants **850**





**Black Troy Tuxedo**  
Style 802



**MODERN FIT**  
Fashion-forward styling with a flattering appearance.

**Size Scale:** H - see page 57

**Men's coat sizes:** 34-56

**Boys' coat sizes:** 14-18

**850 pant sizes:** 18-71

**Features:**

- ▶ **Limited size scale**
- ▶ Satin notch lapel, non-vented, 31½" length
- ▶ Shown with modern fit pants with a beaded stripe

**Fabric Content:**

100% Worsted Wool

**To order ensemble as shown:**

Coat	<b>802</b>
Modern Fit Pants	<b>850</b>
Shirt (upcharge)	<b>96W</b>
Tie	<b>WRCO</b>
Fullback Vest	<b>HRCO</b>
Jewelry	<b>BLACK</b>
Formal Shoes (upcharge)	<b>BDS</b>
Pocket Square (purchase only)	<b>PKCO</b>

**Black Pant Option:**

Modern Fit Pants	<b>850</b>
------------------	------------



**White Troy Tuxedo**  
Style 712



**MODERN FIT**  
Fashion-forward styling with a flattering appearance.

**Size Scale:** B - see page 57

**Men's coat sizes:** 34-66

**Boys' coat sizes:** 3-18

**750 pant sizes:** 18-65

**Features:**

- ▶ Satin notch lapel, non-vented, 31½" length
- ▶ Shown with modern fit pants with a beaded stripe

**Fabric Content:**

100% Polyester

**To order ensemble as shown:**

Coat	<b>712</b>
Modern Fit Pants	<b>750</b>
Shirt (upcharge)	<b>96W</b>
Tie	<b>BXWH</b>
Fullback Vest	<b>EXWH</b>
Jewelry	<b>WHITE</b>
Formal Shoes (upcharge)	<b>WAS</b>
Pocket Square (purchase only)	<b>PWWH</b>

**White Pant Option:**

Modern Fit Pants	<b>750</b>
------------------	------------



Waverly Tuxedo  
Style 751

**S** **SLIM FIT**  
Contemporary styling  
with a slimming  
appearance.

**Size Scale:** D - see page 57  
**Men's coat sizes:** 34-60  
**Boys' coat sizes:** 3-18  
**991 pant sizes:** 18-59

- Features:**
- ▶ Tailored to fit all body types
  - ▶ Self shawl lapel edged in black satin, center-vented, 30" length
  - ▶ Shown with black slim fit pants with no stripe

**Fabric Content:**  
100% Polyester

<b>To order ensemble as shown:</b>	
Coat	<b>751</b>
Slim Fit Pants	<b>991</b>
Shirt (upcharge)	<b>96W</b>
Tie	<b>BXBL</b>
Fullback Vest	<b>EXBL</b>
Jewelry	<b>BLACK</b>
Formal Shoes (upcharge)	<b>BDS</b>
Pocket Square (purchase only)	<b>PWBL</b>

<b>White Pant Option:</b>	
Modern Fit Pants	<b>750</b>
<b>Black Pant Options:</b>	
Slim Fit Pants	<b>991</b>
Modern Fit Pants	<b>850</b>



To BUY see page 17 in the  
JFW For Purchase Catalog



Ivory Classic  
Shawl Tuxedo  
Style 601

**M** **MODERN FIT**  
Fashion-forward  
styling with a flattering  
appearance.

**Size Scale:** B - see page 57  
**Men's coat sizes:** 34-66  
**Boys' coat sizes:** 3-18  
**991 pant sizes:** 18-59

- Features:**
- ▶ Self shawl lapel, side-vented, 30 1/2" length
  - ▶ Shown with black slim fit pants with no stripe

**Fabric Content:**  
100% Polyester

<b>To order ensemble as shown:</b>	
Coat	<b>601</b>
Slim Fit Pants	<b>991</b>
Shirt (upcharge)	<b>96W</b>
Tie	<b>BSAT</b>
Sash	<b>CUMB</b>
Jewelry	<b>BLACK</b>
Formal Shoes (upcharge)	<b>BDS</b>
Pocket Square (purchase only)	<b>PWBL</b>

<b>Ivory Pant Option:</b>	
Modern Fit Pants	<b>650</b>
<b>Black Pant Options:</b>	
Slim Fit Pants	<b>991</b>
Modern Fit Pants	<b>850</b>



Ivory Troy Tuxedo  
Style 602



**MODERN FIT**  
Fashion-forward styling with a flattering appearance.

**Size Scale:** B2 - see page 57

**Men's coat sizes:** 34-66

**Boys' coat sizes:** 3-18

**650 pant sizes:** 18-65

**Features:**

- ▶ Satin notch lapel, non-vented, 31½" length
- ▶ Shown with modern fit pants with a beaded stripe

**Fabric Content:**

100% Polyester

**To order ensemble as shown:**

Coat	<b>602</b>
Modern Fit Pants	<b>650</b>
Shirt (upcharge)	<b>96W</b>
Tie	<b>WRGO</b>
Fullback Vest	<b>HRGO</b>
Jewelry	<b>BLACK</b>
Formal Shoes (upcharge)	<b>COP</b>
Pocket Square (purchase only)	<b>PKGO</b>

**Ivory Pant Option:**

Modern Fit Pants	<b>650</b>
------------------	------------



Classic Notch Tuxedo  
Style 820



**TRADITIONAL FIT**  
A classic, fuller cut tuxedo.

**Size Scale:** A - see page 57;

expanded sizes available

**Men's coat sizes:** 34-74

**Boys' coat sizes:** 2-18

**850 pant sizes:** 18-71

**Features:**

- ▶ Satin notch lapel, non-vented, 31½" length
- ▶ Shown with modern fit pants with a beaded stripe

**Fabric Content:**

100% Worsted Wool

**To order ensemble as shown:**

Coat	<b>820</b>
Modern Fit Pants	<b>850</b>
Shirt	<b>85W</b>
Tie	<b>BSAT</b>
Sash	<b>CUMB</b>
Jewelry	<b>BLACK</b>
Formal Shoes (upcharge)	<b>BDS</b>
Pocket Square (purchase only)	<b>PWWH</b>

**Black Pant Option:**

Modern Fit Pants	<b>850</b>
------------------	------------



White Classic  
Shawl Tuxedo  
Style 701



**MODERN FIT**  
Fashion-forward  
styling with a flattering  
appearance.

**Size Scale:** B2 - see page 57

**Men's coat sizes:** 34-66

**Boys' coat sizes:** 3-18

**850 pant sizes:** 18-71

**Features:**

- ▶ Self shawl lapel, flap pockets, non-vented, 30" length
- ▶ Shown with black modern fit pants with a beaded stripe

**Fabric Content:**

100% Polyester

**To order ensemble as shown:**

Coat	<b>701</b>
Modern Fit Pants	<b>850</b>
Shirt	<b>85W</b>
Tie	<b>BSAT</b>
Sash	<b>CUMB</b>
Jewelry	<b>BLACK</b>
Formal Shoes (upcharge)	<b>BDS</b>
Pocket Square (purchase only)	<b>PWBL</b>

**White Pant Option:**

Modern Fit Pants **750**

**Black Pant Option:**

Modern Fit Pants **850**

RENT  
OR  
BUY

To BUY see page 17 in the  
JFW For Purchase Catalog

Classic Peak  
Fulldress Tuxedo  
Style 588



**TRADITIONAL FIT**  
A classic, fuller cut  
tuxedo.

**Size Scale:** D - see page 57

**Men's coat sizes:** 34-60

**Boys' coat sizes:** 3-18

**850 pant sizes:** 18-71

**Features:**

- ▶ Six-button fulldress styling
- ▶ Satin peak lapel, center-vented tail, 42" length
- ▶ Shown with modern fit pants with a beaded stripe

**Fabric Content:**

100% Tropical Worsted Wool

**To order ensemble as shown:**

Coat	<b>588</b>
Modern Fit Pants	<b>850</b>
Shirt	<b>36W</b>
Tie	<b>BPIQ</b>
Vest	<b>VPIQ</b>
Jewelry	<b>WHITE</b>
Formal Shoes (upcharge)	<b>BDS</b>
Pocket Square (purchase only)	<b>PWWH</b>

**Black Pant Option:**

Modern Fit Pants **850**



Classic Peak Tuxedo  
Style 880



**TRADITIONAL FIT**  
A classic, fuller cut tuxedo.

**Size Scale:** A - see page 57;  
expanded sizes available

**Men's coat sizes: 34-74**

**Boys' coat sizes: 2-18**

**850 pant sizes: 18-71**

**Features:**

- ▶ Satin peak lapel, center-vented, 31½" length
- ▶ Shown with modern fit pants with a beaded stripe

**Fabric Content:**

100% Worsted Wool

**To order ensemble as shown:**

Coat	<b>880</b>
Modern Fit Pants	<b>850</b>
Shirt	<b>85W</b>
Tie	<b>BSAT</b>
Sash	<b>CUMB</b>
Jewelry	<b>BLACK</b>
Formal Shoes (upcharge)	<b>BDS</b>
Pocket Square (purchase only)	<b>PWWH</b>

**Black Pant Option:**

Modern Fit Pants	<b>850</b>
------------------	------------



MEASURING TECHNIQUES

NO LOOSE MEASUREMENTS OR FINGERS UNDER THE MEASURING TAPE

Always record the customer's height & weight, as well as his fit preference (regular or tighter fit)



CHEST

- Lift arms
- Place tape around broadest part of chest
- Lower arms to side and relax
- Measure from side to ensure tape is level



OVERARM

- Arms relaxed by side
- Place tape around broadest part of chest and arms
- Measure from side to ensure tape is level



NECK

- Measure around neck where collar will button
- Do not place fingers under the tape
- Add 1" to measurement for neck size



SIZING  
TIPS

**PANT SIZING**

- **Hip measurement** - 6 = smallest pant waist (Ex. 40" hip - 6" = 34" waist)

**COAT SIZING**

- **Slim Fit Coats**
  - Chest measurement + 1" - or - Overarm measurement - 8"
  - The LARGER number is the coat size
- **Modern Fit Coats**
  - Chest measurement - or - Overarm measurement - 9"
  - The LARGER number is the coat size



HIP

- Remove items from pockets
- Stand to side and measure broadest part of hip and rear



PANT WAIST

- Measure where pants will be worn (1" under the navel is ideal)



PANT WAIST - WITH STOMACH

- Measure below the stomach if that's where the pants will be worn
- Pull tape snug for this measurement



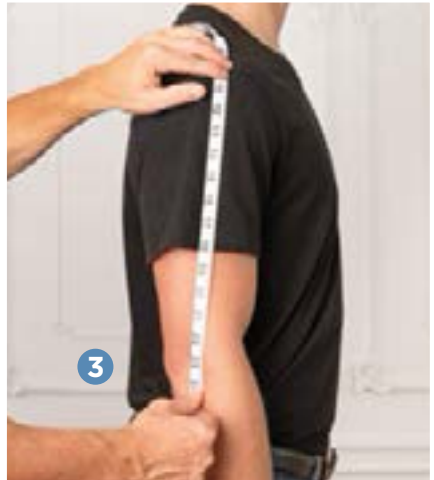
STOMACH

- Measure widest part of customer's stomach
- Helps determine shirt and coat size on larger customers
- DO NOT record as the waist measurement



OUTSEAM

- Remove shoes and look straight ahead
- Measure from the back
- Start at top of waistband and measure to the floor
- Subtract 1" for a standard pant break



SHIRT SLEEVE

- 1 Measure from base of neck centered on spine
- 2 Measure over the top of shoulder
- 3 Measure to elbow
- 4 Measure to wrist bone and add 1"



COAT SIZING GUIDES

COAT	CHEST	OVERARM	WAIST	HIP	INSEAM	OUTSEAM	NECK	SLEEVE	HEIGHT	WEIGHT
34S	32 - 34	41 - 43	26 - 28	32 - 34	< 30.5	< 40.5	14 - 15.5	32 - 33	< 5' 8"	95 - 115
35S	33 - 35	42 - 44	27 - 29	33 - 35	< 30.5	< 40.5	14 - 15.5	32 - 33	< 5' 8"	105 - 125
36S	34 - 36	43 - 45	27 - 30	33 - 36	< 30.5	< 40.5	14 - 15.5	32 - 33	< 5' 8"	115 - 135
37S	35 - 37	44 - 46	28 - 31	34 - 37	< 30.5	< 40.5	14.5 - 15.5	32 - 33	< 5' 8"	125 - 145
38S	36 - 38	45 - 47	29 - 32	35 - 38	< 30.5	< 40.5	14.5 - 15.5	32 - 33	< 5' 8"	135 - 155
39S	37 - 39	46 - 48	30 - 33	36 - 39	< 30.5	< 40.5	15 - 16.5	32 - 33	< 5' 8"	145 - 165
40S	38 - 40	47 - 49	30 - 34	36 - 40	< 30.5	< 40.5	15 - 16.5	32 - 33	< 5' 8"	150 - 170
41S	39 - 41	48 - 50	31 - 35	37 - 41	< 30.5	< 40.5	15.5 - 16.5	32 - 33	< 5' 8"	155 - 175
42S	40 - 42	49 - 51	32 - 36	38 - 42	< 30.5	< 40.5	15.5 - 16.5	32 - 33	< 5' 8"	160 - 180
43S	41 - 43	50 - 52	33 - 37	39 - 43	< 30.5	< 40.5	16 - 17.5	32 - 33	< 5' 8"	170 - 190
44S	42 - 44	51 - 53	34 - 39	40 - 45	< 30.5	< 40.5	16 - 17.5	32 - 33	< 5' 8"	180 - 200
46S	44 - 46	53 - 55	36 - 41	42 - 47	< 30.5	< 40.5	16 - 17.5	32 - 33	< 5' 8"	190 - 215
48S	46 - 48	55 - 57	38 - 44	44 - 50	< 30.5	< 40.5	17 - 18.5	32 - 33	< 5' 8"	200 - 230
50S	48 - 50	57 - 59	40 - 46	46 - 52	< 30.5	< 40.5	17 - 18.5	32 - 33	< 5' 8"	210 - 250
52S	50 - 52	59 - 61	42 - 49	48 - 54	< 30.5	< 40.5	17 - 18.5	32 - 33	< 5' 8"	220 - 260
54S	52 - 54	61 - 63	44 - 51	50 - 56	< 30.5	< 40.5	18 - 19.5	32 - 33	< 5' 8"	230 - 270
56S	54 - 56	63 - 65	46 - 53	52 - 58	< 30.5	< 40.5	18 - 20.5	32 - 33	< 5' 8"	240 - 280
58S	56 - 58	65 - 67	48 - 55	54 - 60	< 30.5	< 40.5	18 - 20.5	32 - 33	< 5' 8"	250 - 290
60S	58 - 60	67 - 69	50 - 57	56 - 62	< 30.5	< 40.5	19 - 22.5	32 - 33	< 5' 8"	260 - 300

SHORT

COAT	CHEST	OVERARM	WAIST	HIP	INSEAM	OUTSEAM	NECK	SLEEVE	HEIGHT	WEIGHT
34R	32 - 34	41 - 43	26 - 28	32 - 34	29 - 33	39 - 43	14 - 15.5	34 - 35	5' 8" - 6'	105 - 125
35R	33 - 35	42 - 44	27 - 29	33 - 35	29 - 33	39 - 43	14 - 15.5	34 - 35	5' 8" - 6'	115 - 135
36R	34 - 36	43 - 45	27 - 30	33 - 36	29 - 33	39 - 43	14 - 15.5	34 - 35	5' 8" - 6'	125 - 145
37R	35 - 37	44 - 46	28 - 31	34 - 37	29 - 33	39 - 43	14.5 - 15.5	34 - 35	5' 8" - 6'	130 - 150
38R	36 - 38	45 - 47	29 - 32	35 - 38	29 - 33	39 - 43	14.5 - 15.5	34 - 35	5' 8" - 6'	140 - 160
39R	37 - 39	46 - 48	30 - 33	36 - 39	29 - 33	39 - 43	15 - 16.5	34 - 35	5' 8" - 6'	150 - 170
40R	38 - 40	47 - 49	30 - 34	36 - 40	29 - 33	39 - 43	15 - 16.5	34 - 35	5' 8" - 6'	160 - 180
41R	39 - 41	48 - 50	31 - 35	37 - 41	29 - 33	39 - 43	15.5 - 16.5	34 - 35	5' 8" - 6'	170 - 190
42R	40 - 42	49 - 51	32 - 36	38 - 42	29 - 33	39 - 43	15.5 - 16.5	34 - 35	5' 8" - 6'	175 - 195
43R	41 - 43	50 - 52	33 - 37	39 - 43	29 - 33	39 - 43	16 - 17.5	34 - 35	5' 8" - 6'	185 - 205
44R	42 - 44	51 - 53	34 - 40	40 - 45	29 - 33	39 - 43	16 - 17.5	34 - 35	5' 8" - 6'	195 - 215
46R	44 - 46	53 - 55	36 - 42	42 - 47	29 - 33	39 - 43	16.5 - 17.5	34 - 35	5' 8" - 6'	205 - 225
48R	46 - 48	55 - 57	38 - 44	44 - 50	29 - 33	39 - 43	17 - 18.5	34 - 35	5' 8" - 6'	220 - 240
50R	48 - 50	57 - 59	40 - 47	46 - 53	29 - 33	39 - 43	17 - 18.5	34 - 35	5' 8" - 6'	240 - 260
52R	50 - 52	59 - 61	42 - 49	48 - 54	29 - 33	39 - 43	17 - 18.5	34 - 35	5' 8" - 6'	260 - 275
54R	52 - 54	61 - 63	44 - 51	50 - 56	29 - 33	39 - 43	18 - 19.5	34 - 35	5' 8" - 6'	275 - 290
56R	54 - 56	63 - 65	46 - 53	52 - 58	29 - 33	39 - 43	18 - 20.5	34 - 35	5' 8" - 6'	290 - 300
58R	56 - 58	65 - 67	48 - 55	54 - 60	29 - 33	39 - 43	18 - 20.5	34 - 35	5' 8" - 6'	300 - 310
60R	58 - 60	67 - 69	50 - 57	56 - 62	29 - 33	39 - 43	19 - 22.5	34 - 35	5' 8" - 6'	310 - 330
62R	60 - 62	69 - 71	52 - 59	58 - 64	29 - 33	39 - 43	20 - 22.5	34 - 35	5' 8" - 6'	320 - 340
64R	62 - 64	71 - 73	54 - 61	60 - 66	29 - 33	39 - 43	21 - 24	34 - 35	5' 8" - 6'	340 - 350
66R	64 - 66	73 - 75	56 - 63	62 - 68	29 - 33	39 - 43	23 - 26	34 - 35	5' 8" - 6'	350 - 370
68R	66 - 68	75 - 77	58 - 65	64 - 70	29 - 33	39 - 43	23 - 26	34 - 35	5' 8" - 6'	370 - 390
70R	68 - 70	77 - 79	60 - 67	66 - 72	29 - 33	39 - 43	24 - 27	34 - 35	5' 8" - 6'	390 - 410
72R	70 - 72	79 - 81	62 - 69	68 - 74	29 - 33	39 - 43	24 - 27	34 - 35	5' 8" - 6'	410 - 430
74R	72 - 74	81 - 83	64 - 71	70 - 76	29 - 33	39 - 43	25 - 27	34 - 35	5' 8" - 6'	430 - 450

REGULAR

COAT SIZING GUIDES continued

COAT	CHEST	OVERARM	WAIST	HIP	INSEAM	OUTSEAM	NECK	SLEEVE	HEIGHT	WEIGHT
34L	32 - 34	41 - 43	26 - 28	32 - 34	33 - 35.5	43 - 45.5	14 - 15.5	36 - 37	6' - 6' 3"	115 - 135
35L	33 - 35	42 - 44	27 - 29	33 - 35	33 - 35.5	43 - 45.5	14 - 15.5	36 - 37	6' - 6' 3"	125 - 145
36L	34 - 36	43 - 45	27 - 30	33 - 36	33 - 35.5	43 - 45.5	14 - 15.5	36 - 37	6' - 6' 3"	135 - 155
37L	35 - 37	44 - 46	28 - 31	34 - 37	33 - 35.5	43 - 45.5	14.5 - 15.5	36 - 37	6' - 6' 3"	140 - 160
38L	36 - 38	45 - 47	29 - 32	35 - 38	33 - 35.5	43 - 45.5	14.5 - 15.5	36 - 37	6' - 6' 3"	150 - 175
39L	37 - 39	46 - 48	30 - 33	36 - 39	33 - 35.5	43 - 45.5	15 - 16.5	36 - 37	6' - 6' 3"	155 - 185
40L	38 - 40	47 - 49	30 - 34	36 - 40	33 - 35.5	43 - 45.5	15 - 16.5	36 - 37	6' - 6' 3"	160 - 185
41L	39 - 41	48 - 50	31 - 35	37 - 41	33 - 35.5	43 - 45.5	15.5 - 16.5	36 - 37	6' - 6' 3"	170 - 190
42L	40 - 42	49 - 51	32 - 36	38 - 42	33 - 35.5	43 - 45.5	15.5 - 16.5	36 - 37	6' - 6' 3"	175 - 200
43L	41 - 43	50 - 52	33 - 37	39 - 43	33 - 35.5	43 - 45.5	16 - 17.5	36 - 37	6' - 6' 3"	185 - 210
44L	42 - 44	51 - 53	34 - 40	40 - 45	33 - 35.5	43 - 45.5	16 - 17.5	36 - 37	6' - 6' 3"	200 - 225
46L	44 - 46	53 - 55	36 - 42	42 - 47	33 - 35.5	43 - 45.5	16.5 - 17.5	36 - 37	6' - 6' 3"	210 - 235
48L	46 - 48	55 - 57	38 - 44	44 - 50	33 - 35.5	43 - 45.5	17 - 18.5	36 - 37	6' - 6' 3"	220 - 245
50L	48 - 50	57 - 59	40 - 47	46 - 52	33 - 35.5	43 - 45.5	17 - 18.5	36 - 37	6' - 6' 3"	240 - 265
52L	50 - 52	59 - 61	42 - 49	48 - 54	33 - 35.5	43 - 45.5	17 - 18.5	36 - 37	6' - 6' 3"	250 - 275
54L	52 - 54	61 - 63	44 - 51	50 - 56	33 - 35.5	43 - 45.5	18 - 19.5	36 - 37	6' - 6' 3"	265 - 290
56L	54 - 56	63 - 65	46 - 53	52 - 58	33 - 35.5	43 - 45.5	18 - 20.5	36 - 37	6' - 6' 3"	280 - 305
58L	56 - 58	65 - 67	48 - 55	54 - 60	33 - 35.5	43 - 45.5	18 - 20.5	36 - 37	6' - 6' 3"	295 - 315
60L	58 - 60	67 - 69	50 - 57	56 - 62	33 - 35.5	43 - 45.5	19 - 22.5	36 - 37	6' - 6' 3"	305 - 330
62L	60 - 62	69 - 71	52 - 59	58 - 64	33 - 35.5	43 - 45.5	20 - 22.5	36 - 37	6' - 6' 3"	315 - 340
64L	62 - 64	71 - 73	54 - 61	60 - 66	33 - 35.5	43 - 45.5	21 - 24	36 - 37	6' - 6' 3"	325 - 350
66L	64 - 66	73 - 75	56 - 63	62 - 68	33 - 35.5	43 - 45.5	23 - 26	36 - 37	6' - 6' 3"	350 - 375
68L	66 - 68	75 - 77	58 - 65	64 - 70	33 - 35.5	43 - 45.5	23 - 26	36 - 37	6' - 6' 3"	370 - 390
70L	68 - 70	77 - 79	60 - 67	66 - 72	33 - 35.5	43 - 45.5	24 - 27	36 - 37	6' - 6' 3"	390 - 410
72L	70 - 72	79 - 81	62 - 69	68 - 74	33 - 35.5	43 - 45.5	24 - 27	36 - 37	6' - 6' 3"	410 - 430
74L	72 - 74	81 - 83	64 - 71	70 - 76	33 - 35.5	43 - 45.5	25 - 27	36 - 37	6' - 6' 3"	430 - 450

LONG

COAT	CHEST	OVERARM	WAIST	HIP	INSEAM	OUTSEAM	NECK	SLEEVE	HEIGHT	WEIGHT
38XL	36 - 38	45 - 47	28 - 32	34 - 38	> 35	> 44	15 - 16.5	38 - 39	> 6'3"	155 - 180
39XL	37 - 39	46 - 48	30 - 33	36 - 39	> 35	> 44	15 - 16.5	38 - 39	> 6'3"	160 - 185
40XL	38 - 40	47 - 49	30 - 34	36 - 40	> 35	> 44	15 - 16.5	38 - 39	> 6'3"	165 - 190
42XL	40 - 42	49 - 51	32 - 36	38 - 42	> 35	> 44	15 - 16.5	38 - 39	> 6'3"	180 - 205
44XL	42 - 44	51 - 53	34 - 40	40 - 46	> 35	> 44	16 - 17.5	38 - 39	> 6'3"	200 - 230
46XL	44 - 46	53 - 55	36 - 42	42 - 48	> 35	> 44	16.5 - 17.5	38 - 39	> 6'3"	215 - 240
48XL	46 - 48	55 - 57	38 - 44	44 - 50	> 35	> 44	17 - 18.5	38 - 39	> 6'3"	230 - 270
50XL	48 - 50	57 - 59	40 - 46	46 - 52	> 35	> 44	17 - 18.5	38 - 39	> 6'3"	240 - 290
52XL	50 - 52	59 - 61	42 - 48	48 - 54	> 35	> 44	17 - 18.5	38 - 39	> 6'3"	250 - 300
54XL	52 - 54	61 - 63	44 - 51	50 - 56	> 35	> 44	18 - 19.5	38 - 39	>6 3"	230 - 270
56XL	54 - 56	63 - 65	46 - 53	52 - 58	> 35	> 44	18 - 20.5	38 - 39	>6 3"	240 - 280
58XL	56 - 58	65 - 67	48 - 55	54 - 60	> 35	> 44	18 - 20.5	38 - 39	>6 3"	250 - 290
60XL	58 - 60	67 - 69	50 - 57	56 - 62	> 35	> 44	19 - 22.5	38 - 39	>6 3"	260 - 300
62XL	60 - 62	69 - 71	52 - 59	58 - 64	> 35	> 44	20 - 22.5	38 - 39	>6 3"	270 - 310
64XL	62 - 64	71 - 73	54 - 61	60 - 66	> 35	> 44	21 - 24	38 - 39	>6 3"	280 - 320
66XL	64 - 66	73 - 75	56 - 63	62 - 68	> 35	> 44	23 - 26	38 - 39	>6 3"	290 - 330

X-LONG

PANT SIZING GUIDES

Slim Fit Pants			Modern Fit Pants			Euro Slim Fit Pants		
Pant Styles	Features	Waist Sizing	Pant Styles	Features	Waist Sizing	Pant Styles	Features	Waist Sizing
202	~	18-65	252	+	18-65	N11P	>	26-44 (even sizes)
211	+	18-59	270	+	18-71	N17P	>	26-44 (even sizes)
221	+	18-65	372	~	18-65			
222	#	18-71	392	~	18-65			
251	+	27-44	650	*	18-65			
262	~	18-71	750	*	18-65			
272	~	18-71	850	*	18-71			
302	~	18-71	920	+	18-71			
311	~	18-71	990	●	18-65			
350	~	18-71						
371	~	27-44						
391	~	27-44						
921	~	18-71						
991	+	18-59						

\*

+

●

pant styles with a beaded stripe

pant styles with no stripe

pant styles with a faille piped leg stripe

~

#

>

pant styles with no stripe; buttons for suspenders and belt loops

pant styles with no stripe; includes belt loops

pant styles with an exact waist and belt loops - for purchase only



# ADDITIONAL SIZING GUIDES

BOYS' FORMALWEAR MEASUREMENT GUIDE							
Age / Size	Height	Chest	Waist	Inseam	Outseam	Sleeve	Shirt
2	36"	22.5"	17 - 18"	13"	20"	18"	10-10.5" x 20"
3	38"	23"	19 - 20"	15"	22"	19"	10-10.5" x 20"
4	42"	24"	20 - 21"	15.5"	23"	20"	10-10.5" x 20"
5	45"	25"	21 - 22"	16.5"	24"	21"	11-11.5" x 22"
6	48"	25.5"	22 - 23"	18"	25.5"	22"	11-11.5" x 22"
7	50"	26"	23" - 24"	19.5"	27"	23"	11-11.5" x 24"
8	52"	26.5"	24"	21"	29"	24"	11-11.5" x 24"
9	54"	27.5"	24 - 25"	22.5"	31"	25"	12-12.5" x 26"
10	55"	28"	25"	24.5"	33"	26"	12-12.5" x 26"
11	57"	28.5"	25 - 26"	25"	33.5"	27"	12-12.5" x 28"
12	59"	29.5"	26"	26"	35"	28"	12-12.5" x 28"
13	60"	30.5"	26 - 27"	26.5"	35.5"	29"	13-13.5" x 30"
14	62"	31"	26 - 27"	27.5"	36.5"	30"	13-13.5" x 30"
15	63"	31.5"	27 - 28"	28.5"	38"	31"	13-13.5" x 32"
16	64"	32.5"	27 - 28"	29.5"	39"	31"	13-13.5" x 32"
17	65"	33.5"	28 - 29"	30"	39.5"	32"	13-13.5" x 32"
18	67"	34"	28 - 29"	30.5"	40.5"	32"	14-14.5" x 32"

BOYS' HUSKY SIZE GUIDE			
Age / Size	Height	Chest	Waist
8	51"	27.5"	26"
10	54"	28.5"	27"
12	58"	30.5"	28"
14	61"	32"	30"
16	63"	34"	32"

**Note:** Boys' Husky size coats are normally 1" shorter in the sleeves and 1/2" shorter in the body than a standard boy's size tuxedo jacket.

ADJUSTABLE PANT WAIST RANGE	
27 - 28 - 29	51 - 52 - 53
30 - 31 - 32	54 - 55 - 56
33 - 34 - 35	57 - 58 - 59
36 - 37 - 38	60 - 61 - 62
39 - 40 - 41	63 - 64 - 65
42 - 43 - 44	66 - 67 - 68
45 - 46 - 47	69 - 70 - 71
48 - 49 - 50	

REVERSIBLE BELT SIZING	
Size	Waist
X-Small	21 - 24
Small	25 - 28
Medium	29 - 32
Large	33 - 36
X-Large	37 - 40
2X-Large	41 - 44
3X-Large	45 - 48

ITALIAN LEATHER BELT SIZING	
Size	Waist
Small	27 - 30
Medium	31 - 34
Large	35 - 38
X-Large	39 - 42
2X-Large	43 - 46
3X-Large	47 - 50
4X-Large	51 - 54

NOVELTY SUSPENDER SIZING CHART	
Coat Size	Suspender Size
2B - 7B	Boys' (B)
8B - 46X	Men's (M)
47L - 60X	Long (L)

BOYS' SHIRT SIZE GUIDE			
Shirt Size	Neck	Max. Sleeve	Max. Mid-Section*
X-Small	10" - 10.5"	20"	23"
Small	11" - 11.5"	24"	27"
Medium	12" - 12.5"	28"	31"
Large	13" - 13.5"	32"	35"

**\*Note:** The Max Mid-Section measurement can be achieved by measuring around the largest part of the gentleman's stomach.

FITTED SHIRT SIZING CHART			
Shirt Size	Neck	Max. Chest	Max. Mid-Section*
Boys' Large	13" - 13.5"	32	29
Small	14" - 14.5"	36	33
Medium	15" - 15.5"	40	37
Large	16" - 16.5"	43	41
X-Large	17" - 17.5"	46	45
2X-Large	18" - 18.5"	50	48
3X-Large	19" - 19.5"	55	52

**\*Note:** The Max Mid-Section measurement can be achieved by measuring around the largest part of the gentleman's stomach.

REGULAR FIT SHIRT SIZING CHART			
Shirt Size	Neck	Max. Chest	Max. Mid-Section*
Small	14" - 14.5"	39	36
Medium	15" - 15.5"	42	40
Large	16" - 16.5"	45	44
X-Large	17" - 17.5"	49	48
2X-Large	18" - 18.5"	53	51
3X-Large	19" - 19.5"	57	55
4X-Large	20" - 21.5"	61	59
5X-Large	22" - 23.5"	65	63
6X-Large*	24" - 25.5"	69	67
7X-Large*	26" - 27.5"	73	71

**Note:** When fitting larger size shirts, you must pay close attention to the body size in relation to the neck. Heavy-set people may have a small neck size in proportion to their body. A man that has a 62" chest may have an 18.5" neck, but that shirt would not cover the width of his body.

**\*Note:** The Max Mid-Section measurement can be achieved by measuring around the largest part of the gentleman's stomach.

Coat Size Range Vest Size Code	BOYS' BACKLESS VEST			MEN'S FULLBACK VEST																		MEN'S BACKLESS VEST	
	Small	Medium	Large	Regular Sizes										Long Sizes - 6' 2" and over									
				X-Small	Small	Medium	Large	X-Large	2X-Large	3X-Large	4X-Large	5X-Large	6X-Large	Small	Medium	Large	X-Large	2X-Large	3X-Large	4X-Large	5X-Large		6X-Large
3 - 6	7 - 12	14 - 16	18B - 35	36 - 38	39 - 42	43 - 45	46 - 48	50 - 54	56 - 58	60 - 62	64 - 66	68 - 70	36-38	39 - 42	43 - 45	46 - 48	50 - 54	56 - 58	60 - 62	64 - 66	68 - 70	60 - 70	
	BS	BM	BL	RXS	RS	RM	RL	RX	R2	R3	R4	R5	R6	LS	LM	LL	LX	L2	L3	L4	L5	L6	SXA

# SIZE SCALE REFERENCE GUIDE

**Coat Sizing Scales:** Use these sizing scales as guides to see which styles are available in a particular size.

SCALE A	
MEN'S	
Regular	<b>34-74</b>
Portly Regular	<b>40-60</b>
Short	<b>34-60</b>
Long	<b>36-74</b>
Extra Long	<b>38-66</b>
BOYS'	
Regular	<b>2-18</b>
Husky	<b>8-18</b>
Coats available in this scale:	
<b>820</b> <small>page 49</small>	<b>880</b> <small>page 52</small>

SCALE A2	
MEN'S	
Regular	<b>34-74</b>
Short	<b>34-60</b>
Long	<b>34-74</b>
Extra Long	<b>38-66</b>
BOYS'	
Regular	<b>3-18</b>
Husky	<b>8-16</b>
Coats available in this scale:	
<b>222</b> <small>page 27</small>	<b>262</b> <small>page 25</small>
<b>272</b> <small>page 19</small>	<b>302</b> <small>page 23</small>
<b>311</b> <small>page 20</small>	<b>350</b> <small>page 24</small>
<b>421</b> <small>page 18</small>	<b>921</b> <small>page 17</small>
<b>931</b> <small>page 21</small>	<b>981</b> <small>page 22</small>

SCALE B	
MEN'S	
Regular	<b>34-66</b>
Short	<b>34-56</b>
Long	<b>34-66</b>
Extra Long	<b>38-56</b>
BOYS'	
Regular	<b>3-18</b>
Husky	<b>8-16</b>
Coats available in this scale:	
<b>202</b> <small>page 26</small>	<b>221</b> <small>page 35</small>
<b>372</b> <small>page 29</small>	<b>392</b> <small>page 31</small>
<b>601</b> <small>page 47</small>	<b>712</b> <small>page 45</small>
<b>990</b> <small>page 32</small>	

SCALE B2	
MEN'S	
Regular	<b>34-66</b>
Short	<b>34-56</b>
Long	<b>36-66</b>
Extra Long	<b>38-56</b>
BOYS'	
Regular	<b>3-18</b>
Husky	<b>8-16</b>
Coats available in this scale:	
<b>252</b> <small>page 41</small>	<b>602</b> <small>page 48</small>
<b>701</b> <small>page 50</small>	<b>822</b> <small>page 43</small>

SCALE D	
MEN'S	
Regular	<b>34-60</b>
Short	<b>34-50</b>
Long	<b>36-60</b>
Extra Long	<b>38-50</b>
BOYS'	
Regular	<b>3-18</b>
Husky	<b>N/A</b>
Coats available in this scale:	
<b>201</b> <small>page 33</small>	<b>211</b> <small>page 34</small>
<b>588</b> <small>page 51</small>	<b>751</b> <small>page 46</small>

**Note:** In size scale D, coat style 588 is available up to 68L and 68R. (All other sizing in size scale D applies.)

SCALE E	
MEN'S	
Regular	<b>34-44</b>
Short	<b>34-44</b>
Long	<b>34-44</b>
Extra Long	<b>38-44</b>
BOYS'	
Regular	<b>N/A</b>
Husky	<b>N/A</b>
Coats available in this scale:	
<b>371</b> <small>page 28</small>	<b>391</b> <small>page 30</small>

SCALE F	
MEN'S	
Regular	<b>34-50</b>
Short	<b>34-50</b>
Long	<b>34-50</b>
Extra Long	<b>38-50</b>
BOYS'	
Regular	<b>14-18</b>
Husky	<b>N/A</b>
Coats available in this scale:	
<b>122</b> <small>page 38</small>	<b>132</b> <small>page 39</small>
<b>172</b> <small>page 40</small>	

**Note:** Even sizes only.

SCALE G	
MEN'S	
Regular	<b>34-66</b>
Short	<b>34-56</b>
Long	<b>34-66</b>
Extra Long	<b>38-56</b>
BOYS'	
Regular	<b>3-18</b>
Husky	<b>N/A</b>
Coats available in this scale:	
<b>182</b> <small>page 37</small>	<b>192</b> <small>page 36</small>

**Note:** Even sizes only.

SCALE H	
MEN'S	
Regular	<b>34-56</b>
Short	<b>34-56</b>
Long	<b>36-56</b>
Extra Long	<b>38-56</b>
BOYS'	
Regular	<b>14-18</b>
Husky	<b>N/A</b>
Coats available in this scale:	
<b>802</b> <small>page 44</small>	<b>852</b> <small>page 42</small>





FOR RENTAL